



TruWood[®]

SIDING | TRIM

TRUWOOD PANEL SIDING & SOFFIT

TruWood 7/16 in. and 1/2 in. Panel Sidings are engineered to provide Tru curb appeal. With a highly paintable, textured surface, TruWood Panel Siding provides the look of cedar without checks or cracks that can detract from the appearance of your project. TruWood Siding combines competitive prices and high quality to set a new industry standard for value. Expert craftsmanship and proven performance make TruWood Siding an excellent choice for today's quality and value conscious builders.

FEATURES/BENEFITS

- Quality engineered surface and core
- 30-year limited warranty
- Pre-primed for improved weatherability
- Matching TruWood Trim
- Installs 25-40% faster than cement or vinyl sidings
- Use for residential single-family, multi-family housing, remodeling and light commercial projects
- Easy and safe to install using normal woodworking tools. No silica dust.
- Ask us about our FSC[®] products (FSC[®]-C002971)

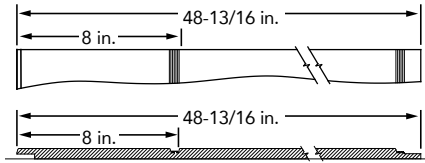
TREATED WITH

EcoGuard[®]

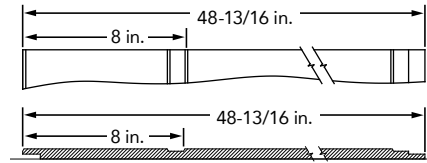
ZINC BORATE

- Resists mildew, rot and termite damage
- Naturally-occurring additive safe for use around children and pets

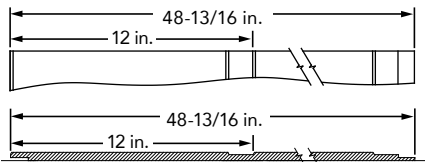
1/2 IN. OLD MILL® 808 STRIATED GROOVE
7/16 IN. 3/8 IN. GROOVE
7/16 IN. STURDY PANEL



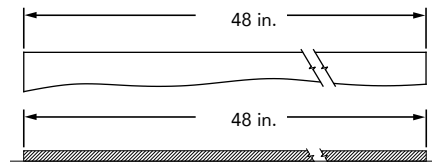
7/16 in. OLD MILL® 8 in. O.C. CHANNEL GROOVE - 3/4 in. GROOVE
(also available in 4 ft. x 7 ft. and 4 ft. x 9 ft. panels)



7/16 in. OLD MILL® 12 in. REVERSE BOARD AND
BATTEN - 1-3/16 in. GROOVE



7/16 in. OLD MILL® SQUARE EDGE
7/16 in. SMOOTH SQUARE EDGE



SPECIFICATIONS:

Panel Size	Pc./ Unit	Sq. Ft. Coverage Per Piece	Approx Coverage Sq. Ft./ Unit	Sq. Ft. Needed To Cover 1,000 Sq. Ft. of Wall Area	Approx. Weight Lbs./Unit
7/16 in. x 48-13/16 in. x 7 ft.	45	28	1134	1100	2050
7/16 in. x 48-13/16 in. x 8 ft.	45	32	1296	1100	2400
7/16 in. x 48-13/16 in. x 9 ft.**	45	36	1458	1100	2560
1/2 in. x 48-13/16 in. x 8 ft.	37	32	1066	1100	2270

* Assumes 10% waste factor for cutting and fitting. All grooved panels are shipped on the long edges and cut oversize to provide 48 in. net coverage when applied.

**Limited availability

Selection

Panel Style	Sizes	Surface Texture
Sturdy Panel 3/8 in. Groove 8 in. O.C.	7/16 in. x 48-13/16 in. x 8 ft.	Old Mill®
3/4 Channel Groove 8 in. O.C.	7/16 in. x 48-13/16 in. x 7 ft.	Old Mill®
3/4 Channel Groove 8 in. O.C.	7/16 in. x 48-13/16 in. x 8 ft.	Old Mill®
3/4 Channel Groove 8 in. O.C.	7/16 in. x 48-13/16 in. x 9 ft.**	Old Mill®
Reverse Board & Batten 12 in. O.C.	7/16 in. x 48-13/16 in. x 8 ft.	Old Mill®
3/8 in. Striated Groove 808 8 in. O.C.	1/2 in. x 48-13/16 in. x 8 ft.	Old Mill®
Square Edge (Plain)	7/16 in. x 4 ft. x 8 ft.	Old Mill® & Smooth
Adobe™ Panel Siding Shiplap Edge	1/2 in. x 48-13/16 in. x 8 ft.	Adobe™

Old Mill® Soffit

Soffit Size	Pc./ Bundle	Pc./ Unit	Maximum Exposure in inches	Sq. Ft. Coverage Per Piece	Actual	Approx Coverage Sq. Ft./ Unit	Sq. Ft. Needed To Cover 1,000 Sq. Ft. of Wall Area	Approx. Weight Lbs./Unit
7/16 in.	6	126	16	21.33	.395 in. x 16 in. x 16 ft.	2688	1050	4405

TruWood Siding and Trim meet the requirements of the following:

2023 International Building Code
2023 International Residential Code
ICC ESR-2588
American National Standard ANSI-CPA 135.6 - 2012
California Wildland-Urban Interface (WUI) Approved

Fire rating = Class C

R Value = 0.67 (hour) (Sq. Ft.) (Fahrenheit) per BTU

Racking, when installed in accordance with TruWood application instructions:

7/16 in. Panel Siding = 155 Shear Value

1/2 in. Panel Siding = 202 Shear Value

CAL. PROP 65 WARNING: Use of this product may result in exposure to wood dust, known to the State of California to cause cancer.

PROPER STORAGE AND HANDLING

- Store siding flat and support on stringers to avoid sagging and contact with the ground
- Siding must be covered and protected from the elements
- Stack no more than eight units high
- Allow siding to acclimatize to local conditions prior to installation

TO FIND YOUR NEAREST DISTRIBUTOR, WARRANTY INFORMATION, INSTALLATION INSTRUCTIONS, CARE AND MAINTENANCE INSTRUCTIONS, A SIDING CALCULATOR, OR TO VIEW OUR PRODUCTS ON SAMPLE HOMES USING OUR VISUALIZER TOOL, HEAD TO **TruWoodSiding.com**. CAN'T FIND WHAT YOU NEED? **800.417.3674**

