

TruWood[®]
SIDING | TRIM

TRU BEAUTY, CURB APPEAL, CHARACTER AND PERFORMANCE.



Tru Distinction.

With a legacy of excellence and products engineered to last, TruWood leads the way in beautiful, sustainable and durable engineered wood siding and trim. Discover how our Klamath Falls, Oregon-based company has earned a reputation for unparalleled commitment to our customers, our quality and our planet. Find what's Tru to you.



ECOGUARD®

Zinc borate process resists mildew, rot and termite damage.

CHARACTER

Rough sawn cedar texture and reversible trim lend distinctive style.

DURABILITY

Quality engineered wood surface and core with our advanced formulated binders and waxes for long-term durability.

CONSISTENCY

Produced with in-line process controls for production consistency.

RELIABILITY

The assurance of quality and reliability, backed by our 30-year transferable warranty.

EASY AND SAFE

Easy to install using normal woodworking tools. No silica dust.

VERSATILITY

The most complete selection of styles and profiles in the industry. We offer a variety of patterns, textures, lengths and widths for maximum design flexibility and creativity.

MATCHING TRIM

Reversible and Non-Reversible designs available. 3/4 in. (actual) is non-reversible and primed three sides. 1 in. (actual) is reversible with Old Mill® texture on one side, smooth on the other and primed all four sides. 16 ft. lengths available in 2-1/2 in to 11-1/4 in widths (actual).

WEATHER-RESISTANCE

Products factory-primed with industry-leading coating for added weather protection, ready for your choice of paint color. All backed by our 5-year primer warranty.

GREEN

Commitment to the planet begins with products manufactured from residual wood fiber and continues with sustainable forestry practices certified by FSC®.

THE TRUWOOD COLLECTION



1/2 in. COTTAGE LAP® SIDING



7/16 in. OLD MILL® PANEL SIDING




1/2 in. SELF-ALIGNING LAP SIDING




1/2 in. SURE LOCK™ LAP SIDING*



1/2 in. CHANNEL RUSTIC™ LAP SIDING



1/2 in. DESIGNER SHAKE® LAP SIDING




1/2 in. ADOBE™ PANEL SIDING



1/2 in. 808 OLD MILL® PANEL SIDING



OLD MILL® SHINGLE LAP SIDING



1/2 in. CEDAR SHAKE LAP SIDING



1/2 in. SURE LOCK™ SIX COTTAGE LAP® SIDING*



REVERSIBLE AND NON-REVERSIBLE TRIM

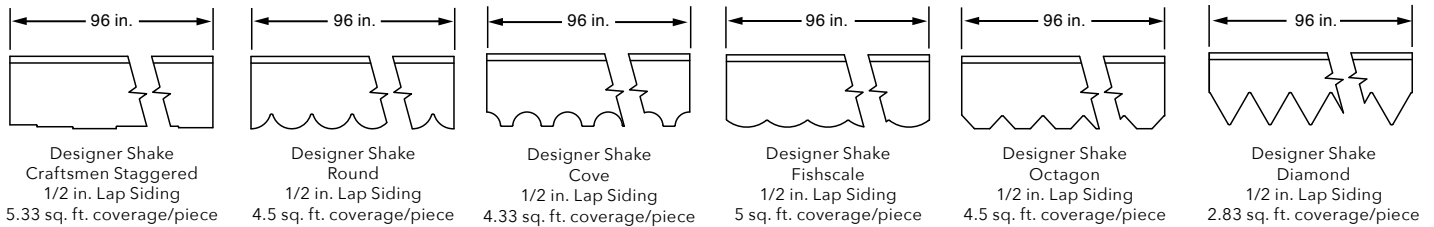
Tru Character. Our six-decade dedication to quality is evident in each and every product we produce. We capture the beauty of wood to create distinctive character, architectural versatility and eye-catching curb appeal.



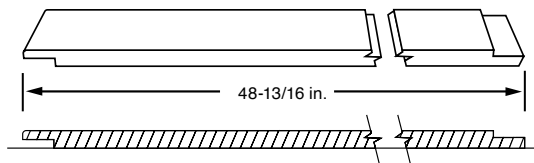
* SURE LOCK: TRUWOOD'S UNIQUE CONCEALED NAILING SYSTEM

Tru Style. Manufactured by Collins, a family-owned business since 1855, TruWood® Siding and Trim is built for beauty, longevity and sustainability. This high-quality engineered wood product offers remarkable style and an enduring commitment to the environment. We're proud to offer products manufactured from residual wood fiber and use sustainable forestry practices certified by FSC®. Together, we're building a more beautiful world.

DESIGNER SHAKE® SIDING (8 ft. LENGTHS)

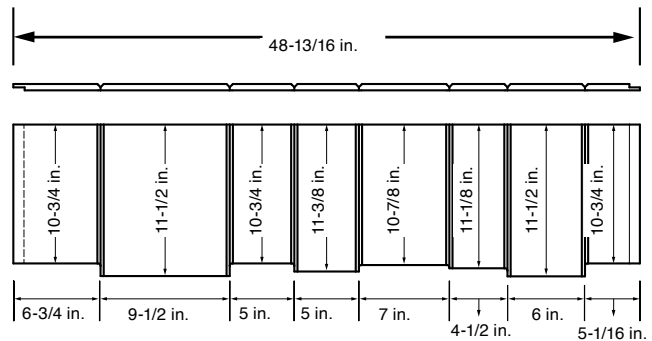


ADOBE™ PANEL SIDING (4 ft. x 8 ft. PANELS)



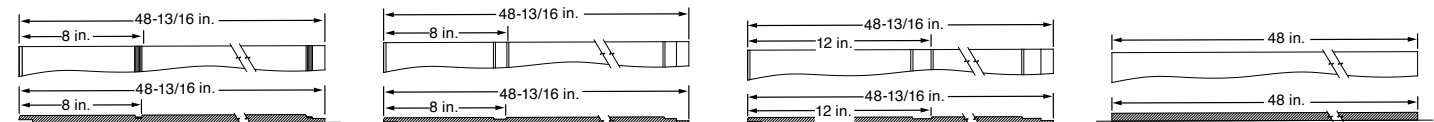
Adobe 1/2 in. Panel Siding Shiplap Edge
32 sq. ft. coverage/piece

OLD MILL® SHINGLE LAP SIDING



1/2 in. Old Mill® Shingle Lap
3.25 sq. ft. coverage/piece

PANEL SIDING (4 ft. x 8 ft. PANELS) & SOFFIT (16 in. x 16 ft.)



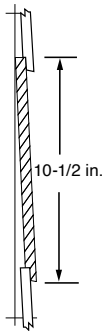
1/2 in. Old Mill® 808 Striated Groove
7/16 in. 3/8 in. Groove
7/16 in. Sturdy Panel
32 sq. ft. coverage/piece

7/16 in. Old Mill®
8 in. O.C. Channel Groove - 3/4 in. Groove
(also available in 4 ft. x 7 ft. and 4 ft. x 9 ft. panels)
32 sq. ft. coverage/piece

7/16 in. Old Mill®
12 in. Reverse Board and Batten -
1-3/16 in. Groove
32 sq. ft. coverage/piece

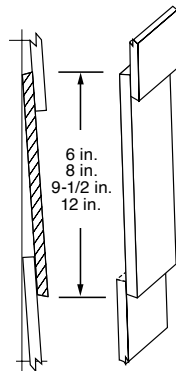
7/16 in. Old Mill® Square Edge
7/16 in. Smooth Square Edge
32 sq. ft. coverage/piece

CEDAR SHAKE LAP SIDING (16 ft. LENGTHS)



Self-Aligning Cedar Shake
1/2 in. Lap Siding
12.67 sq. ft. coverage/piece

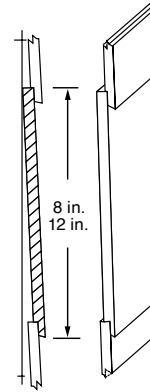
BEVEL EDGE LAP SIDING (16 ft. LENGTHS)



6 in. - 6.67
8 in. - 9.33
9-1/2 in. - 11.33
12 in. - 14.67
sq. ft. coverage/piece

Bevel Edge
7/16 in. Lap Siding

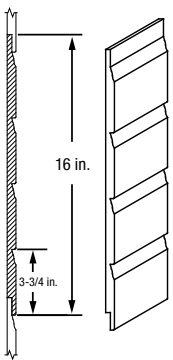
SELF-ALIGNING LAP SIDING (16 ft. LENGTHS)



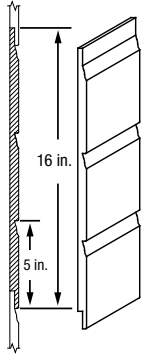
8 in. - 9.33
12 in. - 14.67
sq. ft. coverage/piece

Self-Aligning
1/2 in. Lap Siding

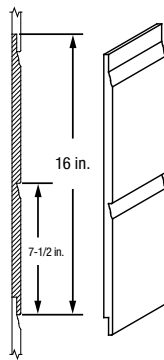
SELF-ALIGNING COTTAGE LAP® SIDING (16 ft. LENGTHS)



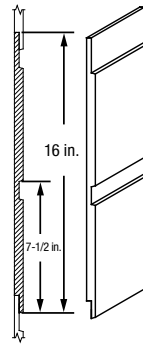
4 in. Cottage Lap
7/8 in. Groove
1/2 in. Lap Siding
20 sq. ft. coverage/piece



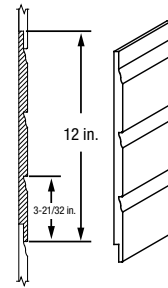
5 in. Cottage Lap
7/8 in. Groove
1/2 in. Lap Siding
20 sq. ft. coverage/piece



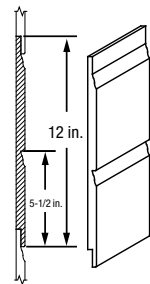
8 in. Cottage Lap
7/8 in. Groove
1/2 in. Lap Siding
20 sq. ft. coverage/piece



Channel Rustic
1 in. Groove
1/2 in. Lap Siding
20 sq. ft. coverage/piece

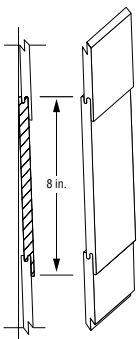


TwelveFour Cottage Lap
7/8 in. Groove
1/2 in. Lap Siding
14.67 sq. ft. coverage/piece

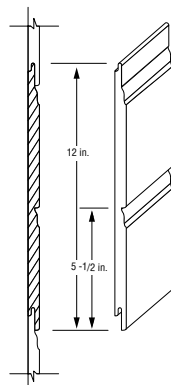


TwelveSix Cottage Lap
7/8 in. Groove
1/2 in. Lap Siding
14.67 sq. ft. coverage/piece

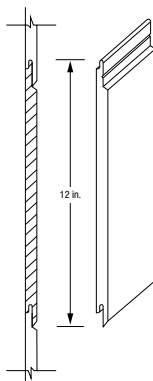
SURE LOCK™ LAP SIDING (16 ft. LENGTHS WITH CONCEALED NAILING SYSTEM)



8 in. Sure Lock
1/2 in. Lap Siding
9.33 sq. ft. coverage/piece



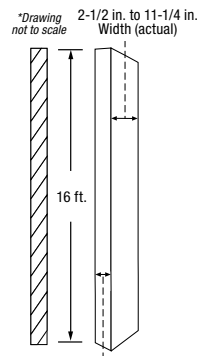
Sure Lock Six Cottage Lap
7/8 in. Groove
1/2 in. Lap Siding
14.67 sq. ft. coverage/piece



12 in. Sure Lock V-Rustic
3/8 in. Groove
1/2 in. Lap Siding
14.67 sq. ft. coverage/piece

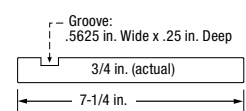
TRIM / FASCIA (16 ft. LENGTHS)

REVERSIBLE AND NON-REVERSIBLE TRIM




3/4 in. & 1 in. Thickness (actual)

PLOWED FASCIA



Design dreams come Tru.

Looking for the finishing touch that fits your vision and installs like a dream? TruWood's Trim offers an unbeatable combination of beauty, durability and ease.



Available in a variety of sizes, TruWood Trim is ideal for band boards, batten, corner boards, cornice, door trim, fascia, frieze boards, rake boards, soffit and window trim. And because it's simple to install, getting the look you want has never been easier.



Visualize Tru curb appeal.



Preview what Tru can do for you. See TruWood products on sample homes with our interactive Visualizer at Visualizer.TruWoodSiding.com.

TruWood[®]
SIDING | TRIM

TruWood is available in 19 western states. Visit TruWoodSiding.com or call **800.417.3674** for dealers, distributors, home center locations, warranty and installation instructions, a siding calculator, or for more information. You'll find what sets us apart. And what can set your home apart.



CAL. PROP 65 WARNING: Use of this product may result in exposure to wood dust, known to the State of California to cause cancer.