



12 in. SURE LOCK V-RUSTIC LAP

8 in. SURE LOCK LAP

SURE LOCK SIX COTTAGE LAP

SURE LOCK™ LAP SIDING

TruWood®
SIDING | TRIM

SURE LOCK™ LAP SIDING WITH CONCEALED NAILING SYSTEM

TruWood Sure Lock™ 1/2 in. Lap Siding does more than securely lock in each piece of siding, it also locks in Tru beauty. Sure Lock uses a hidden nail design that allows for flexible and easy application, and features our Old Mill® textured surface for the look of cedar without the defects or high cost. And now, you can also opt for our new 12 in. V-Rustic siding for the lasting curb appeal of mid-century modern style. No matter which you choose, you'll always get quality and character that lasts.

FEATURES/BENEFITS

- Sure Lock profile assures straight, level installation
- Quality engineered surface and core
- 30-year limited warranty
- Pre-primed for improved weatherability
- 16 ft. lengths
- Matching TruWood Trim
- Installs 25-40% faster than cement or vinyl sidings
- Use for residential single-family, multi-family housing, remodeling and light commercial projects
- Easy and safe to install using normal woodworking tools. No silica dust.
- Ask us about our FSC® products (FSC®-C002971)

TREATED WITH

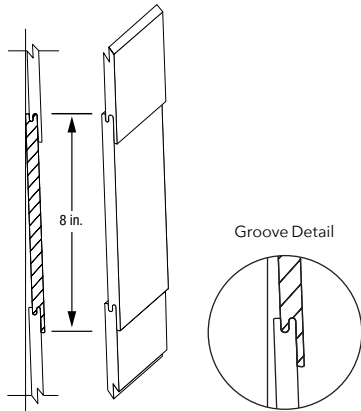
EcoGuard®

ZINC BORATE

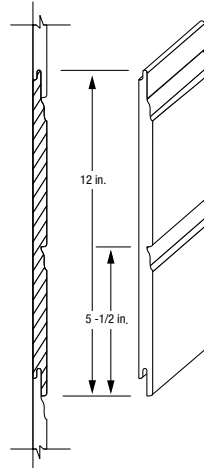
- Resists mildew, rot and termite damage
- Naturally-occurring additive safe for use around children and pets

New V-Rustic style now available

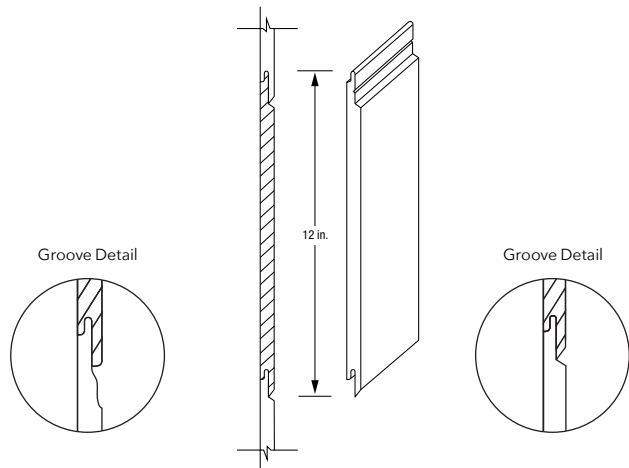
8 in. SURE LOCK
1/2 in. LAP SIDING



SURE LOCK SIX COTTAGE LAP
7/8 in. GROOVE
1/2 in. LAP SIDING



12 in. SURE LOCK V-RUSTIC
3/8 in. GROOVE
1/2 in. LAP SIDING



SPECIFICATIONS:

8 in. Sure Lock™ Lap Siding

Lap Size	Pc./ Bundle	Pc./ Unit	Maximum Exposure in inches	Sq. Ft. Coverage Per Piece	Approx Coverage Sq. Ft./ Unit	Sq. Ft. Needed To Cover 1,000 Sq. Ft. of Wall Area	Approx. Weight Lbs./Unit
1/2 in. x 8 in. x 16 ft.	5	210	7	9.33	1862	1200	4050

Sure Lock Six Cottage Lap® Siding

Lap Size	Pc./ Bundle	Pc./ Unit	Maximum Exposure in inches	Sq. Ft. Coverage Per Piece	Approx Coverage Sq. Ft./ Unit	Sq. Ft. Needed To Cover 1,000 Sq. Ft. of Wall Area	Approx. Weight Lbs./Unit
1/2 in. x 12 in. x 16 ft.	5	140	11	14.67	1951	1145	4260

12 in. Sure Lock V-Rustic Lap Siding

Lap Size	Pc./ Bundle	Pc./ Unit	Maximum Exposure in inches	Sq. Ft. Coverage Per Piece	Approx Coverage Sq. Ft./ Unit	Sq. Ft. Needed To Cover 1,000 Sq. Ft. of Wall Area	Approx. Weight Lbs./Unit
1/2 in. x 12 in. x 16 ft.	5	140	11	14.67	1951	1145	4120

Selection

Lap Style	Size	Surface Texture
8 in. Sure Lock Lap	1/2 in. x 8 in. x 16 ft.	Old Mill®
Sure Lock Six Cottage Lap	1/2 in. x 12 in. x 16 ft.	Old Mill®
12 in. Sure Lock V-Rustic Lap	1/2 in. x 12 in. x 16 ft.	Old Mill®

*Allows for a 1 in. overlap and assumes a 5% waste factor.

TruWood Siding and Trim meet the requirements of the following:

2023 International Building Code
2023 International Residential Code
ICC ESR-2588

American National Standard ANSI-CPA 135.6 - 2012
California Wildland-Urban Interface (WUI) Approved

Fire rating = Class C

R Value = 0.67 (hour) (Sq. Ft.) (Fahrenheit) per BTU

1/2 in. Lap Siding = No Shear Value

CAL. PROP 65 WARNING: Use of this product may result in exposure to wood dust, known to the State of California to cause cancer.

PROPER STORAGE AND HANDLING

- Store siding flat and support on stringers to avoid sagging and contact with the ground
- Siding must be covered and protected from the elements
- Stack no more than eight units high
- Allow siding to acclimatize to local conditions prior to installation

TO FIND YOUR NEAREST DISTRIBUTOR, WARRANTY INFORMATION, INSTALLATION INSTRUCTIONS, CARE AND MAINTENANCE INSTRUCTIONS, A SIDING CALCULATOR, OR TO VIEW OUR PRODUCTS ON SAMPLE HOMES USING OUR VISUALIZER TOOL, HEAD TO **TruWoodSiding.com**. CAN'T FIND WHAT YOU NEED? **800.417.3674**

