



**TruWood**<sup>®</sup>  
Collins Products LLC SIDING | TRIM

## TRUWOOD DESIGNER SHAKE® LAP SIDING

Your house is more than just a pretty face. With TruWood, you can give it a Tru personality. TruWood Designer Shake® 1/2 in. Lap Siding offers irresistible style, authentic real wood appearance and numerous design options at significant savings over cedar. Available in 8 ft. lengths, TruWood Designer Shake is also much easier to install than the traditional “one shingle at a time” method, for ease and convenience. Add a distinctive accent. Create architectural appeal and long-lasting quality. Make your house a home with Tru appeal.

### FEATURES/BENEFITS

- Quality engineered surface and core
- 30-year limited warranty
- Pre-primed for improved weatherability
- Easy to handle 8 ft. lengths
- Matching TruWood Trim
- Installs 25-40% faster than cement or vinyl sidings
- Use for residential single-family, multi-family housing, remodeling and light commercial projects
- Easy and safe to install using normal woodworking tools. No silica dust.
- Ask us about our FSC® products (FSC®-C002971)

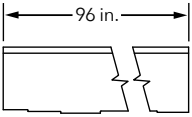
TREATED WITH

**EcoGuard**<sup>®</sup>

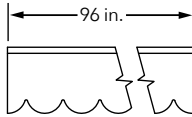
ZINC BORATE

- Resists mildew, rot and termite damage
- Naturally-occurring additive safe for use around children and pets

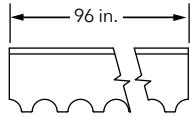
**DESIGNER SHAKE CRAFTSMEN STAGGERED**  
1/2 in. LAP SIDING



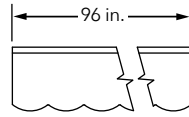
**DESIGNER SHAKE ROUND**  
1/2 in. LAP SIDING



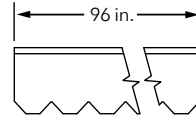
**DESIGNER SHAKE COVE**  
1/2 in. LAP SIDING



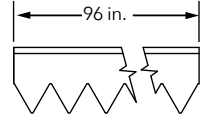
**DESIGNER SHAKE FISHSCALE**  
1/2 in. LAP SIDING



**DESIGNER SHAKE OCTAGON**  
1/2 in. LAP SIDING



**DESIGNER SHAKE DIAMOND**  
1/2 in. LAP SIDING



## SPECIFICATIONS:

Lap Size	Pc./Unit	Maximum Exposure in inches	Sq. Ft. Coverage Per Piece	Approx Coverage Sq. Ft./Unit	Sq. Ft. Needed To Cover 1,000 Sq. Ft. of Wall Area	Approx. Weight Lbs./Unit
<b>ROUND</b> 1/2 in. x 9-1/2 in. x 8 ft.	90	6-3/4	4.5	385	1478	1050
<b>FISHSCALE</b> 1/2 in. x 9-1/2 in. x 8 ft.	90	7-1/2	5	428	1330	1050
<b>OCTAGON</b> 1/2 in. x 9-1/2 in. x 8 ft.	90	6-3/4	4.5	385	1478	1050
<b>COVE</b> 1/2 in. x 9-1/2 in. x 8 ft.	90	6-1/2	4.33	370	1535	1050
<b>DIAMOND</b> 1/2 in. x 9-1/2 in. x 8 ft.	90	4-1/4	2.83	242	2437	1050
<b>CRAFTSMEN STAGGERED</b> 1/2 in. x 9-1/2 in. x 8 ft.	90	8	5.33	456	1247	1050

## TruWood Siding and Trim meet the requirements of the following:

2021 International Building Code  
2021 International Residential Code  
ICC ESR-2588  
American National Standard ANSI-CPA 135.6 - 2012  
California Wildland-Urban Interface (WUI) Approved

Fire rating = Class C  
R Value = 0.67 (hour) (Sq. Ft.) (Fahrenheit) per BTU  
1/2 in. Lap Siding = No Shear Value

**CAL. PROP 65 WARNING:** Use of this product may result in exposure to wood dust, known to the State of California to cause cancer.

## PROPER STORAGE AND HANDLING

- Store siding flat and support on stringers to avoid sagging and contact with the ground
- Siding must be covered and protected from the elements
- Stack no more than eight units high
- Allow siding to acclimatize to local conditions prior to installation

TO FIND YOUR NEAREST DISTRIBUTOR, WARRANTY INFORMATION, INSTALLATION INSTRUCTIONS, CARE AND MAINTENANCE INSTRUCTIONS, A SIDING CALCULATOR, OR TO VIEW OUR PRODUCTS ON SAMPLE HOMES USING OUR VISUALIZER TOOL, HEAD TO **TruWoodSiding.com**. CAN'T FIND WHAT YOU NEED? **800.417.3674**

