



REVERSIBLE TRIM

TruWood[®]
Collins Products LLC SIDING | TRIM

TRUWOOD REVERSIBLE TRIM

Durability? Style? Versatility? With TruWood Reversible Trim, you'll get all that and more. Attractive, reliable and easy to install, TruWood Reversible Trim is ideal for band boards, batten, corner boards, cornice, door trim, fascia, frieze boards, rake boards, soffits and window trim. It offers builders and architects an unbeatable combination of Tru beauty, Tru durability and Tru ease of use. Tru perfection.

FEATURES/BENEFITS

- Quality engineered surface and core
- 30-year limited warranty
- Pre-primed for improved weatherability
- 16 ft. lengths available in 2-1/2 in. to 11-1/4 in. widths (actual)
- Versatile: reversible design with Old Mill[®] texture on one side and smooth on the other for double the application possibilities
- Use for residential single-family, multi-family housing, remodeling and light commercial projects
- Easy and safe to install using normal woodworking tools. No silica dust.
- Ask us about our FSC[®] products (FSC[®]-C002971)

TREATED WITH

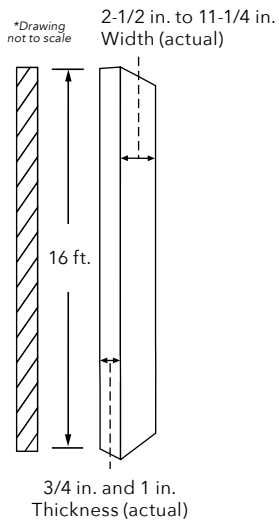
EcoGuard[®]

ZINC BORATE

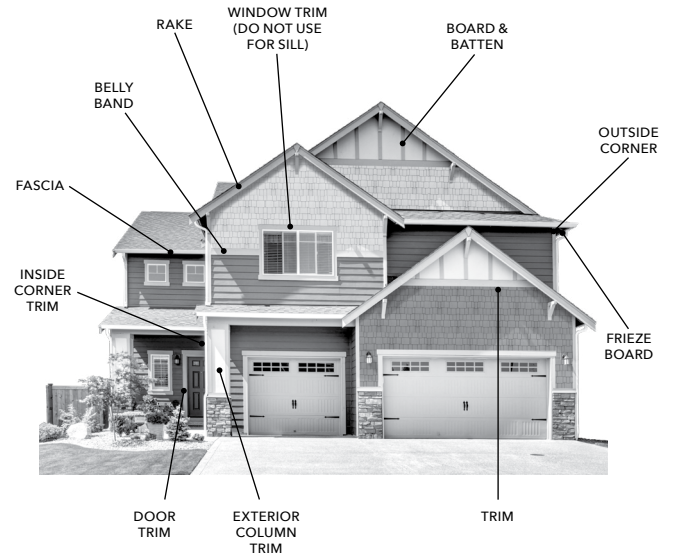
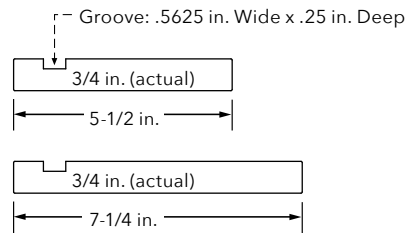
- Resists mildew, rot and termite damage
- Naturally-occurring additive safe for use around children and pets

New 2-1/2 in. width now available

REVERSIBLE TRIM



PLOWED FASCIA



SPECIFICATIONS:

Actual Size	Pieces / Bundle	Pieces / Unit	Lineal Ft. / Unit
Reversible			
3/4 in. x 2-1/2 in. x 16 ft.	8	360	5760
3/4 in. x 2-1/2 in. x 8 ft.	8	144	1152
3/4 in. x 3-1/2 in. x 16 ft.	8	240	3840
3/4 in. x 3-1/2 in. x 8 ft.	8	144	1152
3/4 in. x 5-1/2 in. x 16 ft.	8	160	2560
3/4 in. x 5-1/2 in. x 8 ft.	8	96	768
3/4 in. x 7-1/4 in. x 16 ft.	4	120	1920
3/4 in. x 9-1/4 in. x 16 ft.	4	100	1600
3/4 in. x 11-1/4 in. x 16 ft.	4	80	1280
1 in. x 2-1/2 in. x 16 ft.	6	324	5184
1 in. x 2-1/2 in. x 8 ft.	6	108	864
1 in. x 3-1/2 in. x 16 ft.	6	216	3456
1 in. x 3-1/2 in. x 8 ft.	6	108	864
1 in. x 5-1/2 in. x 16 ft.	6	144	2304
1 in. x 5-1/2 in. x 8 ft.	6	72	576
1 in. x 7-1/4 in. x 16 ft.	3	108	1728
1 in. x 9-1/4 in. x 16 ft.	3	90	1440
1 in. x 11-1/4 in. x 16 ft.	3	72	1152
Plowed Fascia			
3/4 in. x 5-1/2 in. x 16 ft.**	8	160	2560
3/4 in. x 7-1/4 in. x 16 ft.**	4	120	1920

** Old Mill® face, plowed on the Smooth Side.

TruWood Siding and Trim meet the requirements of the following:

2018 International Building Code
 2018 International Residential Code
 ICC ESR-2588
 American National Standard ANSI-CPA 135.6 - 2012
 California Wildland-Urban Interface (WUI)

Fire rating = Class C
 R Value = 0.67 (hour) (Sq. Ft.) (Fahrenheit) per BTU

CAL. PROP 65 WARNING: Use of this product may result in exposure to wood dust, known to the State of California to cause cancer.

PROPER STORAGE AND HANDLING

- Store trim flat and support on stringers to avoid sagging and contact with the ground
- Trim must be covered and protected from the elements
- Stack no more than eight units high
- Allow trim to acclimatize to local conditions prior to installation

TO FIND YOUR NEAREST DISTRIBUTOR, WARRANTY INFORMATION, INSTALLATION INSTRUCTIONS, CARE AND MAINTENANCE INSTRUCTIONS, A SIDING CALCULATOR, OR TO VIEW OUR PRODUCTS ON SAMPLE HOMES USING OUR VISUALIZER TOOL, HEAD TO **TruWoodSiding.com**. CAN'T FIND WHAT YOU NEED? **800.417.3674**

