

TruWood®
Collins Products LLC SIDING | TRIM

TRUWOOD COTTAGE LAP® SIDING

Looking for Old World charm without the Old World hassle and costs? Our six Cottage Lap® profiles offer Tru beauty and Tru labor savings. Our Channel Rustic™ Lap Siding provides heritage style and enduring quality with distinctive cedar channel groove siding. Other 16 in. profiles include the 4 in., 5 in. and 8 in. Cottage Laps. The TwelveFour and TwelveSix Cottage Lap patterns deliver the same unique features in a 12 in. wide board. The choice of our self-aligning feature for all boards makes installation faster and easier, saving you time and money. Talk about a Tru advantage.

FEATURES/BENEFITS

- Quality engineered surface and core
- 30-year limited warranty
- Pre-primed for improved weatherability
- 16 ft. lengths
- Self-aligning feature for ease of installation
- Matching TruWood Trim
- Installs 25-40% faster than cement or vinyl sidings
- Use for residential single-family, multi-family housing, remodeling and light commercial projects
- Easy and safe to install using normal woodworking tools. No silica dust.
- Ask us about our FSC® products (FSC®-C002971)

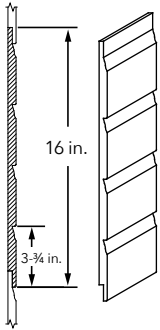
TREATED WITH

EcoGuard®

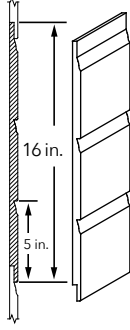
ZINC BORATE

- Resists mildew, rot and termite damage
- Naturally-occurring additive safe for use around children and pets

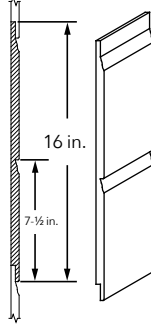
4 in. COTTAGE LAP
7/8 in. GROOVE
1/2 in. LAP SIDING



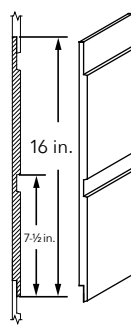
5 in. COTTAGE LAP
7/8 in. GROOVE
1/2 in. LAP SIDING



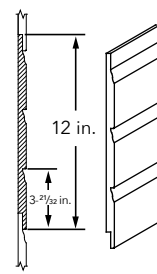
8 in. COTTAGE LAP
7/8 in. GROOVE
1/2 in. LAP SIDING



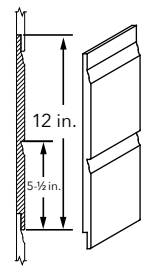
CHANNEL RUSTIC
1 in. GROOVE
1/2 in. LAP SIDING



TWELVEFOUR
COTTAGE LAP
7/8 in. GROOVE
1/2 in. LAP SIDING



TWELVESIX
COTTAGE LAP
7/8 in. GROOVE
1/2 in. LAP SIDING



SPECIFICATIONS:

Lap Size	Pc./ Bundle	Pc./ Unit	Maximum Exposure in inches	Sq. Ft. Coverage Per Piece	Approx Coverage Sq. Ft./ Unit	Sq. Ft. Needed To Cover 1,000 Sq. Ft. of Wall Area	Approx. Weight Lbs./Unit
1/2 in. x 12 in. x 16 ft.	5	140	11	14.67	1951	1145	3820
1/2 in. x 12 in. x 16 ft.	5	140	11	14.67	1951	1145	3910
1/2 in. x 16 in. x 16 ft.	5	105	15	20	1995	1120	3940
1/2 in. x 16 in. x 16 ft.	5	105	15	20	1995	1120	4150
1/2 in. x 16 in. x 16 ft.	5	105	15	20	1995	1120	4150
1/2 in. x 16 in. x 16 ft.	5	105	15	20	1995	1120	3910

*Allows for a 1 in. overlap and assumes a 5% waste factor.

Selection

Lap Style	Profile	Surface Texture
1/2 in. x 12 in. x 16 ft.	TwelveFour	Old Mill®
1/2 in. x 12 in. x 16 ft.	TwelveSix	Old Mill®
1/2 in. x 16 in. x 16 ft.	4 in. Cottage Lap	Old Mill®
1/2 in. x 16 in. x 16 ft.	5 in. Cottage Lap	Old Mill®
1/2 in. x 16 in. x 16 ft.	8 in. Cottage Lap	Old Mill®
1/2 in. x 16 in. x 16 ft.	Channel Rustic	Old Mill®

TruWood Siding and Trim meet the requirements of the following:

2021 International Building Code
2021 International Residential Code
ICC ESR-2588
American National Standard ANSI-CPA 135.6 - 2012
California Wildland-Urban Interface (WUI) Approved

Fire rating = Class C
R Value = 0.67 (hour) (Sq. Ft.) (Fahrenheit) per BTU
1/2 in. Lap Siding = No Shear Value

CAL. PROP 65 WARNING: Use of this product may result in exposure to wood dust, known to the State of California to cause cancer.

PROPER STORAGE AND HANDLING

- Store siding flat and support on stringers to avoid sagging and contact with the ground
- Siding must be covered and protected from the elements
- Stack no more than eight units high
- Allow siding to acclimatize to local conditions prior to installation

TO FIND YOUR NEAREST DISTRIBUTOR, WARRANTY INFORMATION, INSTALLATION INSTRUCTIONS, CARE AND MAINTENANCE INSTRUCTIONS, A SIDING CALCULATOR, OR TO VIEW OUR PRODUCTS ON SAMPLE HOMES USING OUR VISUALIZER TOOL, HEAD TO **TruWoodSiding.com**. CAN'T FIND WHAT YOU NEED? **800.417.3674**

