



TruWood®

SIDING

TRUWOOD DESIGNER SHAKE® LAP SIDING

Your house is more than just a pretty face. With TruWood, you can give it a Tru personality. TruWood Designer Shake® 1/2 in Lap Siding offers irresistible style, authentic real wood appearance and numerous design options at significant savings over cedar. And because it's available in 8 ft lengths, it's much easier to install than the traditional "one shingle at a time" method. Add a distinctive accent. Create architectural appeal and long-lasting quality. Make your house a home with Tru appeal.

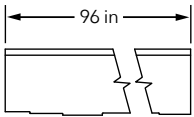
FEATURES/BENEFITS

- Quality engineered surface and core
- 30-year limited warranty
- Pre-primed for improved weatherability
- 8 ft lengths
- Matching reversible TruWood Trim
- Use for residential single-family and multi-family housing, remodeling and light commercial projects
- Ask us about our FSC® products

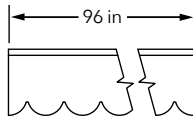


- Endures extreme weather conditions in the toughest climates
- Resists mildew, rot and termite damage
- Naturally-occurring additive safe for use around children and pets

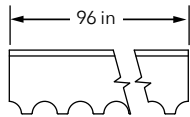
DESIGNER SHAKE
CRAFTSMEN
STAGGERED
1/2 in LAP SIDING



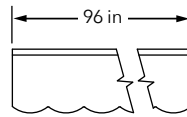
DESIGNER SHAKE
ROUND
1/2 in LAP SIDING



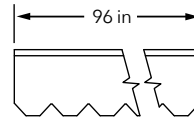
DESIGNER SHAKE
COVE
1/2 in LAP SIDING



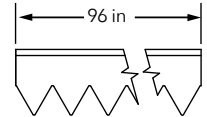
DESIGNER SHAKE
FISHSCALE
1/2 in LAP SIDING



DESIGNER SHAKE
OCTAGON
1/2 in LAP SIDING



DESIGNER SHAKE
DIAMOND
1/2 in LAP SIDING



SPECIFICATIONS:

Lap Size	Pc/ Unit	Pc/ Bundle	Bundles/ Unit	Sq. Ft./ Unit	Maximum Exposure in inches	Approx. Coverage Sq. Ft./ Unit	Sq. Ft. Needed To Cover 1,000 Sq. Ft. of Wall Area*	Approx. Weight Lbs./Unit
ROUND								
1/2 in x 9-1/2 in x 8 ft	180	6	30	1,140	6-3/4	770	1,480	2,180
FISHSCALE								
1/2 in x 9-1/2 in x 8 ft	180	6	30	1,140	7-1/2	855	1,335	2,260
OCTAGON								
1/2 in x 9-1/2 in x 8 ft	180	6	30	1,140	6-3/4	770	1,480	2,220
COVE								
1/2 in x 9-1/2 in x 8 ft	180	6	30	1,140	6-1/2	740	1,535	2,100
DIAMOND								
1/2 in x 9-1/2 in x 8 ft	180	6	30	1,140	4-1/4	480	2,350	1,840
CRAFTSMEN STAGGERED								
1/2 in x 9-1/2 in x 8 ft	180	6	30	1,140	8	912	1,250	2,064

TruWood Siding and Trim meet the requirements of the following:

2015 International Building Code
2015 International Residential Code
ICC ESR-2588
Federal Manufactured Housing Standards
American National Standard ANSI-CPA 135.6 - 2015
California Wildland-Urban Interface (WUI)

CAL. PROP 65 WARNING: Use of this product may result in exposure to wood dust, known to the State of California to cause cancer.

Fire rating = Class C, R Value = 0.67 (hour) (Sq. Ft.) (Fahrenheit) per BTU
The approximate weight: 1/2 in Lap Siding = 1,860 Lbs./MSF

FOR YOUR NEAREST DISTRIBUTOR, COMPLETE INSTALLATION INSTRUCTIONS, MAINTENANCE, SERVICE AND WARRANTY INFORMATION, GO TO TruWoodSiding.com. FOR LOCATIONS, CALL **800.417.3674** OR EMAIL truwood@collinsco.com.

