



TRUWOOD TRIM

**TruWood**<sup>®</sup>  
Collins Products LLC SIDING | TRIM

## TRUWOOD REVERSIBLE AND NON-REVERSIBLE TRIM

Durability? Style? Versatility? With TruWood Trim, you'll get all that and more. Attractive, reliable and easy to install, TruWood Trim is ideal for band boards, batten, corner boards, cornice, door trim, fascia, frieze boards, rake boards, soffits and window trim. It offers builders and architects an unbeatable combination of Tru beauty, Tru durability and Tru ease of use. Tru perfection.

### FEATURES/BENEFITS

- Quality engineered surface and core
- 30-year limited warranty
- Pre-primed for improved weatherability
- 16 ft. lengths available in 2-1/2 in. to 11-1/4 in. widths (actual)
- Versatile: 3/4 in. Non-Reversible Old Mill<sup>®</sup> texture and 1 in. Reversible Old Mill<sup>®</sup> texture on one side, smooth on the other, for double the application possibilities
- Use for residential single-family, multi-family housing, remodeling and light commercial projects
- Easy and safe to install using normal woodworking tools. No silica dust.
- Ask us about our FSC<sup>®</sup> products (FSC<sup>®</sup>-C002971)

TREATED WITH

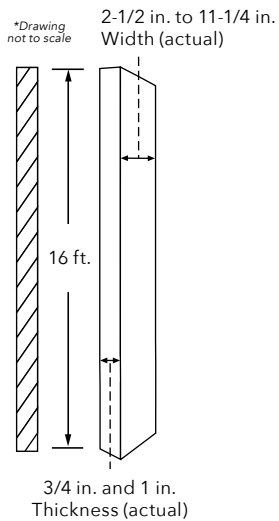
**EcoGuard**<sup>®</sup>

ZINC BORATE

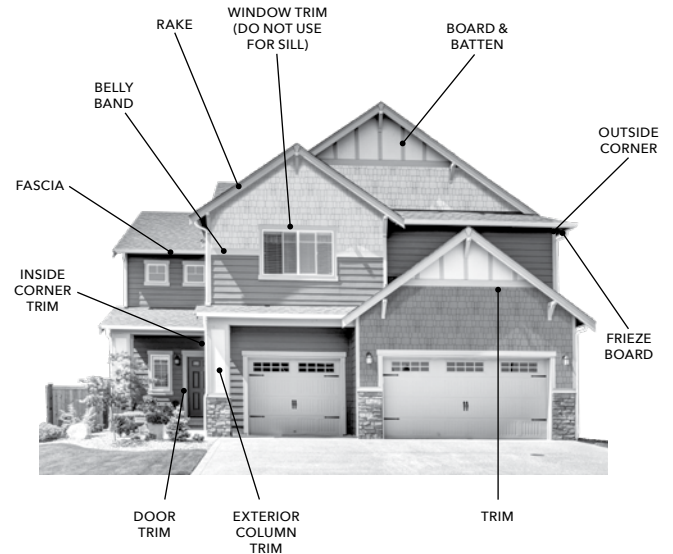
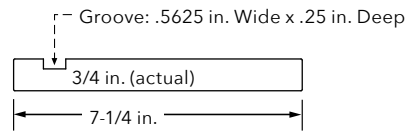
- Resists mildew, rot and termite damage
- Naturally-occurring additive safe for use around children and pets

New 2-1/2 in. width now available

## REVERSIBLE AND NON-REVERSIBLE TRIM



## PLOWED FASCIA



## SPECIFICATIONS:

Actual Size	Pieces / Bundle	Pieces / Unit	Lineal Ft. / Unit
<b>Non-Reversible</b>			
3/4 in. x 2-1/2 in. x 16 ft.	12	360	5760
3/4 in. x 3-1/2 in. x 16 ft.	8	240	3840
3/4 in. x 5-1/2 in. x 16 ft.	8	160	2560
3/4 in. x 7-1/4 in. x 16 ft.	4	120	1920
3/4 in. x 9-1/4 in. x 16 ft.	4	100	1600
3/4 in. x 11-1/4 in. x 16 ft.	4	80	1280
<b>Reversible</b>			
1 in. x 2-1/2 in. x 16 ft.	9	324	5184
1 in. x 3-1/2 in. x 16 ft.	6	216	3456
1 in. x 5-1/2 in. x 16 ft.	6	144	2304
1 in. x 7-1/4 in. x 16 ft.	3	108	1728
1 in. x 9-1/4 in. x 16 ft.	3	90	1440
1 in. x 11-1/4 in. x 16 ft.	3	72	1152
<b>Plowed Fascia</b>			
3/4 in. x 7-1/4 in. x 16 ft.**	4	120	1920

\*\* Old Mill® face, plowed on the Smooth Side.

## TruWood Siding and Trim meet the requirements of the following:

2021 International Building Code  
 2021 International Residential Code  
 ICC ESR-2588  
 American National Standard ANSI-CPA 135.6 - 2012  
 California Wildland-Urban Interface (WUI)

Fire rating = Class C  
 R Value = 0.67 (hour) (Sq. Ft.) (Fahrenheit) per BTU

**CAL. PROP 65 WARNING:** Use of this product may result in exposure to wood dust, known to the State of California to cause cancer.

## PROPER STORAGE AND HANDLING

- Store trim flat and support on stringers to avoid sagging and contact with the ground
- Trim must be covered and protected from the elements
- Stack no more than eight units high
- Allow trim to acclimatize to local conditions prior to installation

TO FIND YOUR NEAREST DISTRIBUTOR, WARRANTY INFORMATION, INSTALLATION INSTRUCTIONS, CARE AND MAINTENANCE INSTRUCTIONS, A SIDING CALCULATOR, OR TO VIEW OUR PRODUCTS ON SAMPLE HOMES USING OUR VISUALIZER TOOL, HEAD TO **TruWoodSiding.com**. CAN'T FIND WHAT YOU NEED? **800.417.3674**

